

■ Fully automatic filling

FILLFLEX

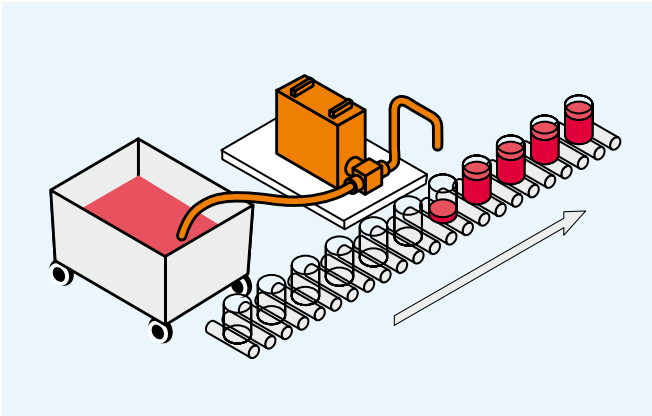
– the flexible filling machines

How to get a filling line with very high production capacity

In a fully automatic filling mode, Fillflex is used as a filling station together with a conveyor band. The Telfafill Compact is prepared for fully automatic operation, ready to receive external control impulses from a conveyor. This means that you can

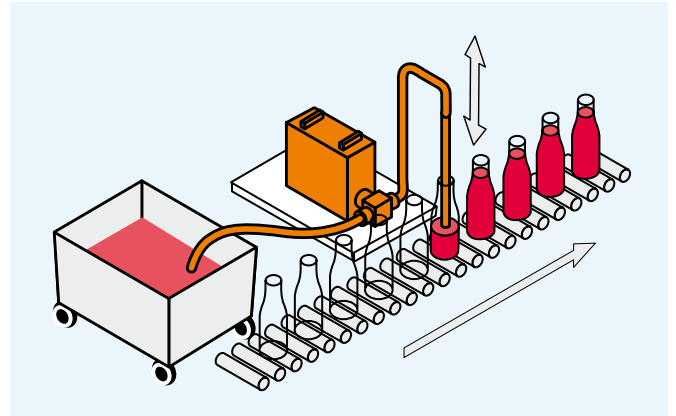
use the same machine when your operations expand.

Since the filling sequence can be controlled down to the last detail, Fillflex also easily fits into an existing filling line.



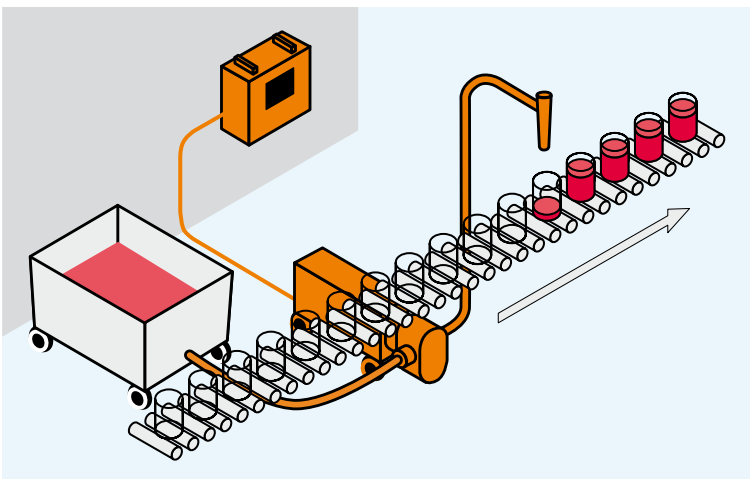
Fillflex Compact and automatic filling

Automation the easiest possible way: a Fillflex Compact and a conveyor. The starting signal comes from the conveyor.



Fillflex Compact and automatic filling with a bottom filler

Here a bottom filler for frothing medias has been added to the automatic filling. The starting signal comes from the conveyor.



Telfafill Split Mobil gives a very high filling capacity

On the Telfafill Split Mobil the control cabinet and motor/pump unit are separated – both components are on wheels.

With the Telfafill Split Mobil you can use larger motors and pumps, giving you very high filling capacity. The mobile version also enables you to take the filler to the product, instead of vice versa.