


Fillflex™ Split Mobile

The mobile filler for very large volumes

FILLFLEX

– the flexible filling machines



- very high filling capacity
- easy to adjust volume
- simple to use
- movable
- semi-automatic or fully automatic operation at a conveyor belt



Fillflex Split Mobile is a powerful machine with a rotary lobe pump, motor and control cabinet integrated in a compact, mobile unit ready for use without installation. Used when, for example, the Compact pumps are of insufficient capacity or for viscous products or products containing solid particles. Semi-automatic operation or from conveyor.

Fillflex Split Mobile is simple to use. By just pressing keys on the panel, the operator can increase or decrease the volume and filling speed and store the new readings.

It is also very easy to clean. The pump can be dismantled and the entire machine is made of stainless materials and is easily washed and cleaned.

Fillflex Split Mobile is available with a wide range of ejectors, valves and accessories for a variety of products and applications.

The Fillflex system is based on a simple principle and its own innovative control system. The pump motor is controlled by a processor that counts the number of revolutions of the motor, with each revolution of the pump always giving the same volume.

By controlling time and speed, Fillflex controls the whole filling process, down the last detail. This means that you can vary the filling process with regard to a wide range of parameters.

Products

Fillflex Split Mobile can handle virtually all types of fluid, including highly viscous and frothing liquids.

It is used for filling jam and marmalade, marzipan, custard, sauce, pâté, dressing, preservatives, yoghurt, mayonnaise, honey, washing-liquid, shampoo, degreasers, hand-cream, paint, acid, oil and other substances.

Containers

The machine can be easily adapted to suit many different types of container – everything from bottles to dishes, jars, barrels, drums and vats.

Capacity

Up to 100 lit./min., depending on type of filling and product properties.

Power connection

230 V single-phase, earthed (standard earthed socket, no permanent connection is required).

Communication

Split Mobile features connectors for external start-up and communication with a conveyor system etc.

Dimensions

Length: approx. 850 mm Width: 300 mm
Height: 1000 mm

Models/ordering numbers

Fillflex Split Mobile, with rotary lobe pump

These pumps have high capacity and are suitable for viscous products and products with solid particles.

F5500SM2/013	max. capacity 65 lit./min.; 0,13 lit./revolution; connection 38 mm SMS
F5500SM2/018	max. capacity 100 lit./min.; 0,18 lit./revolution; connection 51 mm SMS



Construction and function

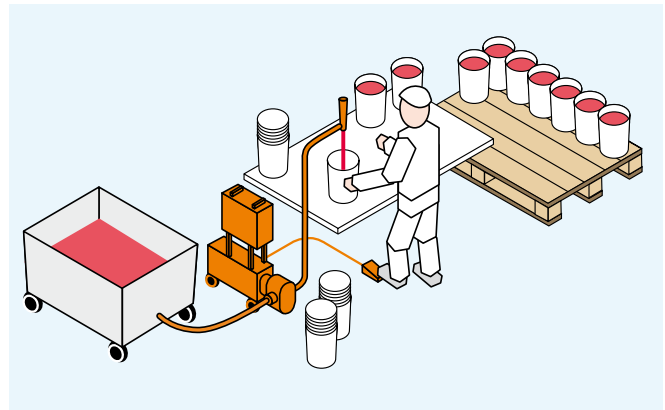
The Split Mobile construction is simple and robust:

- Control cabinet with control unit and panel.
- Motor protected under encapsulating shroud
- Rotary lobe pump

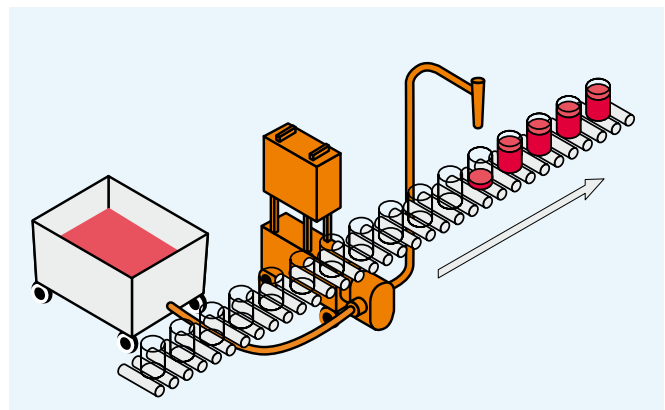
All settings (filled volume, speed, automatic or manual operation etc.) are made at the panel, and can easily be altered by the operator.



Configuration examples



Split Mobile in semi-automatic operation. The operator starts the filling, the machine then controls the whole process and finally stops the filling.



Split Mobile in automatic operation. The filling is here started from and synchronized with the conveyor belt.